

CYCLONESAFE™

CYCLONE RATED ROLLER SHUTTER

CYCLONE RATED

TESTED BY JAMES COOK UNIVERSITY

CYCLONE RATED UP TO C4

MEETS RELEVANT CYCLONE STANDARDS



PROTECT YOUR HOME! PROTECT YOUR FAMILY!

CycloneSafe™
Roller Shutters

CYCLONESAFE™ ROLLER SHUTTERS

With the recent increase in extreme weather and storm conditions across Australia, many Australian home owners and businesses are looking for a better solution for cyclone and storm protection.

It is for this reason that CW Shutters, (Australia’s leading supplier of roller shutters and home automation products) has developed the **CycloneSafe™ Roller Shutter**.

CycloneSafe™ has a Cyclone Rating up to C4 and is compliant with AS/NZS1170.2:2011, which means it can be used in Australian Cyclone Regions including C4 (at a width of 1500mm).


At CW Shutters we’re committed to helping protect Australian families and their homes!




CYCLONESAFE™ BENEFITS

- Cyclone rated in Australian Cyclone Regions up to C4.
- Tested by James Cook University.
- Complies with AS/NZS1170.2:2011 all relevant wind & cyclone standards.
- Commercial grade double wall extruded shutter profile.
- Heavy duty 68mm cyclone guide with locking system.
- Heavy duty steel axle and internal sealed bearings.
- Roll-tight design.
- Suitable for windows up to 2700mm wide (2400mm in NT).
- Suitable for roller doors up to 3000mm wide (2400mm in NT).
- High quality powder coated finish.
- Choice of profile colours.
- Either manual or motorised operation.
- Compatible with SolarSmart™ Plus & PowerSmart™.
- CycloneSafe™ Authentication Plate fitted.
- Made in Australia.


CONTROL OPTIONS




Steel Cable Winder
(Up To 50Kg)*




Spring Loaded
With Key Lock




SolarSmart™ Plus
Automation
With 12V Motor
(Up To 50Kg)*




PowerSmart™
Control System
With 12V Motor
(Up To 50Kg)*




Wall Switch
With 240V
Electric Motor*




Remote Control
With 240V Electric
SIMU Hz Motor*



Key Switch
With 240V
Electric Motor



Crank Handle
With 240V Electric
Manual Override
Motor




Key Ring Transmitter
With 240V Electric Motor &
SIMUDRIVE SD100 Hz Receiver & Control Unit*


* Control options must be installed in an indoor environment.

PROFILE COLOUR OPTIONS


Select from our wide range of high quality 36mm Extruded roller shutter profile colours.




Cream




Magnolia Cream




Clear Beige




White




Shale Grey




Black



Monument



Anodised Silver*



Woodland Grey

* Not available for pelmets & side frames.
Powder coated options available.

TECHNICAL SPECIFICATIONS

| | |
|--------------------------|--|
| Cyclone Rating | Up To C4 |
| Max Window Shutter Width | Up To 2700mm (2400mm in NT) |
| Max Roller Door Width | Up To 3000mm (2400mm in NT) |
| Max Shutter Height | Up To 3000mm |
| Profile Slat Covering | 36mm |
| Profile Slat Thickness | 9.7mm |
| Axle Types | Octagonal Steel |
| Bottom Bar Dimensions | 55mm x 8.5mm |
| Guide Dimensions | 68mm x 22mm (Heavy Duty Cyclone Guide) |
| Paint Finish | High Quality Powder Coat |

For more information on CycloneSafe™ Roller Shutters, please contact your nearest dealer, installer or visit www.cwshutters.com.au!

Authorised Dealer:

CW Shutters Manufactured By **CW Products** Tel: +61 8 8341 0120 Web: www.cwshutters.com.au

Illustrations, photos and colours shown in this brochure are for illustrative purposes only. All technical specifications and dimensions are correct at time of printing and may change without notice. For more information please contact your CW Shutters representative. CycloneSafe and the CycloneSafe logo are trademarks of CW Shutters. © 2024 CW Shutters.

